


KING DAVID IS SORRY




King David was very sorry he did wrong. He told God that he was sorry and God forgave him! God will forgive me, too!



Name _____

SHOW YOU ARE SORRY

Fill in the boxes with ways to show you are sorry. Write or draw about it.



Name _____

WISE EYES

Cut apart the game cards (2 pages), shuffle, and lay them facedown. Players will take turns drawing a card and answering the question. Then toss a coin. "Heads" means move ahead one square. "Tails" means stay on the same square.

You see a girl at school drop her lunch money. Do you pick it up and give it to her?

Your mom is talking to you, but you want to watch TV. Do you turn off the TV?

You forgot to feed the dog and now your mom is doing it. Do you tell your mom you are sorry?

You weren't listening when the teacher gave the homework. Do you ask your teacher to say it again?

It is your sister's turn to set the table, but she doesn't feel well. Will you do it for her?

Your toys are in the way and someone might trip on them. Will you pick them up?

REPENT AND FORGIVE

Read Psalm 51:1–12. Make two lists. In one column, lists the things David is sorry for. In the other column, list what David asks God for.

What Is David Sorry For?	What Does David Ask God For?
<ul style="list-style-type: none"> • • • • • • • • • • 	<ul style="list-style-type: none"> • • • • • • • • • •

Name _____

WHITE AS SNOW WORD BANK

Read the words below. Use them to write two sentences, one about being sorry and one about being forgiven. Use as many words in each list as you can.

“I’m Sorry” Words

sorry

turn around

bad

unhappy

apologize

sad

regret

sin

wrong

repent

evil

miserable

Write your sentence here:

“I’m Forgiven” Words

forgive

love

pardon

clean

pure

sing

kind

right

joy

snow

wash

gladness

Write your sentence here:

Name _____

I AM REALLY SORRY

Work in a group. Write a prayer or song that tells God how sorry you are for sinning against him. Ask for forgiveness and then thank him!

A large white rectangular area with horizontal lines for writing, set against a grey background. The lines are evenly spaced and cover most of the central area of the page.

Name _____